

Women's Issues and Their Fates in the US Congress*

CRAIG VOLDEN, ALAN E. WISEMAN AND DANA E. WITTMER

Significant scholarship indicates that female legislators focus their attention on “women’s issues” to a greater extent than do male lawmakers. Drawing on over 40 years of bill sponsorship data from the US House of Representatives, we define women’s issues in terms of those sponsored at a greater rate by women in Congress. Our analysis reveals that most (but not all) of the classically considered women’s issues are indeed raised at an enhanced rate by congresswomen. We then track the fate of those issues. While 4 percent of all bills become law, that rate drops to 2 percent for women’s issues and to only 1 percent for women’s issue bills sponsored by women themselves. This pattern persists over time—from the early 1970s through today—and upon controlling for other factors that influence bills success rates. We link the bias against women’s issues to the committee process, and suggest several avenues for further research.

The last several decades have seen a significant rise in the number of women gaining access to political institutions in the United States. Since the early 1970s women have increased their numbers in the United States Congress by more than sixfold, and now hold 19 percent of the seats in the US House and 20 percent of the seats in the US Senate. While still far short of parity, the increase in female representation has spurred many questions about what differences, if any, exist between male and female legislators.

The scholarly literature that engages these questions has suggested that gender is an important variable for explaining political behavior and legislative interactions in areas such as leadership styles (Jewell and Whicker 1993; Rosenthal 1998), constituency service (Thomas 1992; Richardson and Freeman 1995), communication patterns in hearings (Kathlene 1994), and (most extensively) the policy priorities of female legislators. Mansbridge (2005, 622) offers a parsimonious summary: “descriptive representation by gender improves substantive outcomes for women in every polity for which we have a measure.” All said, there is an underlying assumption in much of this literature that as the number of women in Congress increases, so, too, will the substantive representation of women.

* Craig Volden, Professor of Public Policy and Politics, Associate Dean for Academic Affairs, Frank Batten School of Leadership and Public Policy, L040 Garrett Hall, University of Virginia, P.O. Box 400893, Charlottesville, VA 22904-4893 (volden@virginia.edu). Alan E. Wiseman, Professor of Political Science and Law (by courtesy), Department of Political Science, Vanderbilt University, PMB 0505, 230 Appleton Place, Nashville, TN 37203-5721 (alan.wiseman@vanderbilt.edu). Dana E. Wittmer, Assistant Professor of Political Science Department of Political Science, Colorado College, 14 E Cache La Poudre, Colorado Springs, CO 80909 (Dana.Wittmer@ColoradoCollege.edu). The authors thank Claire Abernathy, Chris Berry, Chris Den Hartog, Juanita Firestone, Matt Hitt, Chris Kypriotis, Frances Lee, Lauren Mattioli, William Minozzi, Beth Reingold, Kira Sanbonmatsu, Lynn Sanders, Michele Swers, Andrew Taylor, Sean Theriault, Danielle Thomsen, Sophie Trawalter, Denise Walsh, three anonymous referees, and the editor of *Political Science Research and Methods*, in addition to seminar participants at the University of Virginia and the Midwest Political Science Association Conference for helpful comments on earlier drafts, and James Austrow, Tracy Burdett, Chris Kypriotis, Brian Pokosh, Mike Xu, and Nick Zeppos for valuable research assistance. This project also benefited from the use of Scott Adler and John Wilkerson’s Congressional Bills Project data and Frank Baumgartner and Bryan Jones’s Policy Agendas Project data. To view supplementary material for this article, please visit <http://dx.doi.org/10.1017/psrm.2016.32>

If the increasing numbers of women are to have a major impact on the nature of the policies Congress addresses, however, certain conditions must be met. First, women in Congress must have different goals or agenda items than do men. Second, women must be able to use their interest and expertise in such “women’s issues” to translate their proposals into law. Third, women must help transform the institution of Congress into one that is more open to and friendly toward women’s issues.¹ Whether these three conditions are met in Congress remains an open question, one which we seek to address. More specifically, we ask: are there issues that women in Congress dedicate greater attention to than do men? On such “women’s issues,” are the attention and expertise of women rewarded with a greater likelihood of their proposals becoming law? And, is the Congress biased in favor of (or against) the enactment of legislation on women’s issues? The collective answers to these three questions offer an overall assessment of how women in Congress have changed the nature of policies advanced and adopted.

Our approach is especially novel given the way that the link between descriptive representation and substantive representation has been conceptualized within the gender and politics literature. Specifically, scholars have typically studied this link by tracking bill introductions and/or votes of a sample of bills that they designated *ex ante* as “women’s issue” bills. While this approach has a strong theoretical basis, the result is that the definition and operationalization of “women’s issues” can vary substantially, depending on the scholar undertaking the analysis. Moreover, by selecting only women’s issues, no comparable baseline of other issues is considered to better gauge the actions and effectiveness of women across all possible issues.

In contrast, rather than beginning with a presumed definition of women’s issues in Congress, we employ a novel data set to examine all 151,824 public bills (H.R.s) introduced across all 19 major issue areas in the US House of Representatives over four decades (1973–2014). We identify women’s issues as those on which women introduce significantly more bills than do men, and we compare the lawmaking success of women on these issues to their success elsewhere, to gauge whether women are rewarded for their efforts and expertise. Finally, we identify various institutional features of Congress that might contribute to these findings.

While our approach for defining women’s issues and tracking their fates across all bills introduced over 40 years is quite expansive, to provide the broad brush strokes offered here, we necessarily set aside many finer details of policymaking. For example, our substantive categories are rather broad. Whereas other studies may code bills dealing with abortion policy as distinct from contraception policy, our classification places them both in the general category of Health (with each bill assigned to only one general category). Similarly, our approach does not allow us to decipher the ideological dimensions or policy directions of each bill. In addition, although our quantitative approach provides an important perspective on women’s issues in Congress, it prohibits us from accounting for such things as conversational dynamics in committee or self-reports about gendered interactions (e.g., Hawkesworth 2003), which also shed light on the policy impacts of female lawmakers’ legislative strategies. We believe that our study complements such qualitative scholarship; and taken together, these different methodologies can present the most complete picture of the role that women play within legislative institutions. Finally, as our data are focused solely on the US House, we cannot speak to the policy impact of women in the US Senate or other legislative bodies; we hope that our approach will be applied more broadly in future work.

¹ To an extent, these latter two conditions are substitutes. For example, even if women are not highly successful on their own sponsored bills, they may still convince men to address their issues at a greater rate.

DEFINING WOMEN'S ISSUES

As alluded to above, much of the literature concerning representation and women has focused its attention on the substantive benefits of descriptive representation. Underlying this research are notions that there is a definitive collection of "women's issues," that these issues arise because women in politics "act for" women in the public, and that women's interests and issues can be systematically characterized and quantified (Baldez 2011).²

Building on this premise, many scholars of substantive representation have investigated whether distinct differences between the policy priorities of male and female legislators exist. A pervasive finding in this literature is that, even after controlling for a host of other factors, female representatives are more likely to care about, sponsor, and vote for women's issue bills. While scholars are in general agreement regarding female legislators' propensities to advance women's issues, less agreement can be obtained regarding what, precisely, constitutes a women's issue,³ as numerous definitions and operationalizations have been advanced.

One approach has been to use external sources to delineate the boundaries of women's issues. Dolan (1998) and Swers (2005), for example, define women's issues as those that are supported by the Congressional Caucus for Women's Issues. Frederick (2011) and Swers (1998, 2002a, 2005) consult groups such as the American Association of University Women. Cowell-Meyers and Langbein (2009) look to the Institute for Women's Policy Research. Other scholars (e.g., Welch 1985; Burrell 1994; Reingold 2000) define women's issues to be those that create a demonstrable gender gap in public opinion.

Another approach has been to define women's issues in more theoretically based terms, such as arguing that women's issues are those issues that are "particularly salient to women—either because they primarily, more directly, or disproportionately concern or affect women in particular or because they reflect the more 'traditional' concerns (or interests) that women presumably have about others" (Reingold and Swers 2011, 431). While this approach does not rely on external sources to categorize issues, it still raises potential measurement concerns. More specifically, scholars employing such an approach must make *ex ante* judgment calls regarding whether they operationalize women's issues as those policy areas that are explicitly about women (e.g., sexual discrimination), those policy areas that have conventionally been associated with women or the private realm (e.g., children and families), or those that aim for feminist outcomes (e.g., establishing fair pay). Taken together, it should be unsurprising that a multitude of issues, such as abortion, women's health, childcare, education, discrimination, welfare, family leave, and general healthcare have all, at times, been categorized as women's issues.

Reingold and Swers critique the current scholarly approach:

all of these attempts to define and measure women's interests and issues have one thing in common: none relies on the subjects of inquiry (elected officials, in this case) to define (actively or passively, directly or indirectly) ... their own conceptions of women's interests/issues. Instead, each of us has defined our terms exogenously, assuming perhaps that our primary task or challenge as researchers is to create *a priori* a valid, defensible, and appropriate definition of women's interests/issues (2011, 431–2).

As a result, "no matter how careful, conscientious, or inclusive [scholars] may be, [they] still risk some degree of oversimplification or overgeneralization" (Reingold and Swers 2011, 432).

² That being said, scholars have spent much time (e.g., exchanges in 2011 within the journal *Politics and Gender* 7(3)) engaging the difficulties and dangers of defining women's issues.

³ While we use the terms *interests* and *issues* interchangeably in this essay, Beckwith (2011) provides an alternative perspective on how these terms are distinct.

In a departure from past practice, we embrace Reingold and Swers's implicit suggestion of allowing female lawmakers themselves to define what they consider to be women's issues.⁴ Specifically, we label an issue as a women's issue if women in Congress are more likely than men to raise the issue or if women raise the issue in a greater volume than do men. These self-defined women's issues therefore need not match those of the prior literature. (Given the scope and breadth of previous research, however, we believe it likely that the extant scholarship has been closely related to female legislators' actual areas of interest.)

To undertake our analysis, we employ a data set that identifies every public bill (H.R.) introduced into the US House from the 93rd–113th Congresses (1973–2014), categorized by substantive issue area, and tracked from bill introduction to enactment into law. By analyzing all of the 151,824 bills that were introduced during this time period, we are able to identify the substantive areas (and quantities) of the bills that female and male legislators introduced, and assess how far these bills advanced across different stages in the legislative process.

Although there are a number of different ways that one could categorize each bill, we adopted the issue classification protocol of Baumgartner and Jones (2002) in which each bill (from the narrowly tailored to the massive omnibus) is assigned to one (and only one) of 19 major topics. This coding scheme has been incorporated into several substantial research projects, including the *Policy Agendas Project* of Bryan Jones, John Wilkerson, and Frank Baumgartner (www.policyagendas.org), and the *Congressional Bills Project* of Scott Adler and John Wilkerson (www.congressionalbills.org).⁵ The *Congressional Bills Project* has manually classified bills according to the coding system of the *Policy Agendas Project*; and it is from this data set that we categorize our bills into issue areas. We begin with the 93rd Congress, as this is the first Congress tracked by the Library of Congress website, from which we draw information about bill sponsors and the progress of bills through the lawmaking process.⁶ We end our analysis with the 113th Congress (2013–2014), the most recently completed Congress. We focus on the 19 major topics to offer a comprehensive overview of issues in Congress over three decades. Future work replicating our approach on sub-topics within these major categories would be welcome, and may well identify further important variation within the women's issues identified here.

After categorizing each bill into one of the 19 issue areas, we then identified (for each issue area) the percentage of women who introduced bills, the percentage of men who introduced bills, the average number of introductions by women, and the average number of introductions by men.⁷ We display these percentages and averages in Table 1, highlighting differences that are statistically significant based on χ^2 tests.

⁴ An alternative approach to addressing Reingold and Swers's (2011) concerns may be to examine how women and men choose to frame their bills, in terms of the language used in floor speeches and within the bills themselves.

⁵ The 19 major topics are (in alphabetical order): Agriculture; Banking & Commerce; Civil Rights & Liberties; Defense; Education; Energy; Environment; Foreign Trade; Government Operations; Health; Housing & Community Development; International Affairs; Labor, Employment, & Immigration; Law, Crime, & Family; Macroeconomics; Public Lands; Science & Technology; Social Welfare; and Transportation.

⁶ To collect our data, computer code was written to collect all relevant information from the Library of Congress website, THOMAS. For every bill, we identify the sponsor and every step in the legislative process as identified in the "All Congressional Actions with Amendments" section of the bill's "summary and status."

⁷ While bill introduction is only one of the many ways (along with cosponsorship, amendment activities, public declarations, and the like) that legislators can signal dedication to an issue, it is the one activity that is consistently the focus of attention to scholars of gender and politics (Swers 2002a; Swers 2002b; Bratton 2005; Gerrity, Osborn and Mendez 2007).

TABLE 1 *Bill Introductions by Issue Area*

Issue Area	% of Women Introducing Bills	% of Men Introducing Bills	Average Number of Introductions (Women)	Average Number of Introductions (Men)
Agriculture	17.4%	22.9%**	0.286	0.532**
Banking & Commerce	45.8	46.1	1.01	1.13
<i>Civil Rights & Liberties</i>	26.5**	19.0	0.530**	0.347
Defense	47.3**	41.5	1.06	1.12
<i>Education</i>	42.0**	31.1	0.797**	0.649
Energy	28.6	33.8**	0.471	0.767**
Environment	32.6	35.7	0.582	0.751**
Foreign Trade	25.7	31.8**	0.795	0.969
Government Operations	61.2	63.3	1.83	1.88
<i>Health</i>	65.4**	48.3	2.30**	1.44
<i>Housing & Community Development</i>	25.1*	21.8	0.463*	0.381
International Affairs	21.4	21.1	0.491	0.405
<i>Labor, Employment & Immigration</i>	47.5**	42.4	1.03	0.963
<i>Law, Crime & Family</i>	49.8**	39.2	1.07	0.983
Macroeconomics	27.3	36.7**	0.463	0.793**
Public Lands	44.4	47.7	1.03	1.30**
Science & Technology	16.9	18.5	0.234	0.309**
<i>Social Welfare</i>	31.5	31.2	0.720	0.771
Transportation	33.2	35.7	0.657	0.770

Note: Italicized issue areas are hypothesized to be "women's issues," based on prior scholarship.

**p < 0.01, *p < 0.05, on differences across genders, shown next to gender with higher value.

The seven italicized issues in the table are those most commonly characterized as women's issues in the extant literature.⁸ Of those seven issues, six display significant patterns. Specifically, 26.5 percent of women introduce Civil Rights & Liberties bills, compared with 19 percent of men; 65.4 percent of women introduce bills in the Health issue area, versus only 48.3 percent of men; and 49.8 percent of women sponsor Law, Crime & Family legislation, compared with 39.2 percent of men. There are also nearly 10 percentage point gaps for Education and for Labor, Employment & Immigration. Housing & Community Development features a nearly 4 percentage point gap between men and women; and Social Welfare bills feature equal rates of sponsorship by men and women.⁹ In terms of the numbers of bills an average member introduces in each Congress, women are significantly more prolific on Education, Health, Housing & Community Development, and Civil Rights & Liberties.¹⁰

In contrast, there are seven issue areas in which either a larger percentage of men introduce bills or men introduce a greater number of bills on average, at a statistically significant level.¹¹ Such differences are most dramatic in Agriculture, Energy, and Macroeconomics, areas in

⁸ While several scholars have considered the environment to be a women's issue (e.g., Thomas 1991; Thomas 1994; Reingold 2000; Little, Dunn and Deen 2001), many scholars do not. It does not emerge as a women's issue in our analysis.

⁹ Contrary to expectations in the literature, a larger percentage of women in Congress introduce Defense legislation than do men. That said, they introduce *fewer* Defense bills than do men.

¹⁰ The patterns in Table 1 are robust to controlling for district characteristics that may differ between those electing women and those that elect men. Other selection effects, such as those based on why women and men run for public office (e.g., Kanthak and Woon 2015) may be worth exploring in the future as they relate to women's issues.

¹¹ Comparable with women's issues, one may conceive of such policy areas as "men's issues."

which the average man introduces almost twice as many bills as the average woman. None of these issue areas is among those typically listed as women's issues in the existing literature.

In sum, we find significant (although not complete) overlap between issues classically studied as "women's issues" in the current literature and those major issue areas addressed more frequently and in greater numbers by women in their sponsored legislation over the past four decades. For the purposes of tracking the fates of such proposals, we are therefore comfortable defining the following six areas as women's issues for the remainder of this study: Civil Rights & Liberties; Education; Health; Housing & Community Development; Labor, Employment & Immigration; and Law, Crime & Family.¹² Each of these six areas features a larger percentage of women sponsoring bills, a larger average number of bills sponsored by the average woman, and at least one of those differences attaining statistical significance ($p < 0.05$).¹³ Consistent with the prior literature, there may be a variety of reasons why women introduce more legislation in these areas. For example, as with all legislators, women may simply introduce more bills in areas about which they themselves care the most. Moreover, women may feel an additional responsibility to represent women generally, even beyond the concerns that would normally arise from their own preferences and district concerns. Regardless of the reason, the work here establishes that quite similar patterns of women's issues arise through our new method as through the approaches used previously in this literature.

THEORETICAL CONSIDERATIONS

Expertise and Lawmaking Success

Having established that women specialize in particular issue areas, we now explore whether women experience enhanced legislative success in correspondence with their interests and expertise. Theoretically, there are several reasons why one might expect women's issue specialization efforts to yield such benefits. Previous research has demonstrated that female politicians are viewed as better suited to handle issues such as social welfare and healthcare, whereas male politicians are considered experts in such areas as economics and business (Leeper 1991; Huddy and Terkildsen 1993a; Huddy and Terkildsen 1993b). On this point, interview data suggests that "both female and male representatives [feel] that women in elected office have a better sense of how to develop and implement feminist policy as a result of their life experiences" (Tamerius 1995, 102). If female legislators are recognized to be experts in particular issue areas (either because they can draw on their own personal experiences, or because they have cultivated a body of expertise through extensive research and outreach), then informational theories of legislative organization (e.g., Gilligan and Krehbiel 1987; Krehbiel 1991) would suggest that the House would defer to these legislators' expertise in these policy areas. As a result, legislators (including male legislators) may be more willing to support bills that are introduced by women if they fall within one of these women's issue domains.¹⁴

¹² Because these categories are quite broad, encompassing many sub-issues that are less likely to be gendered as well as those that are, our subsequent analysis may perhaps be considered a conservative test of the fates of women's issues relative to others.

¹³ None of the other 13 issue areas met these criteria. The only commonly labeled women's issue areas excluded from our group of six is Social Welfare. Were we to proceed with the subsequent analysis by also including the Social Welfare category as a women's issue, the results reported below would remain substantively unchanged.

¹⁴ Moreover, it is on these issues that women have shown a propensity to cross the aisle (Swers 2005), which may increase their chances of legislative success.

Consistent with this view, several studies have identified a pattern of deference in US state legislatures, whereby women appear to be more successful than their male counterparts at advancing bills that engage women's issues. Thomas (1991), for example, finds that bills pertaining to women, children, and families had a success rate of 29 percent when introduced by women, but only 13 percent when introduced by men; and Saint-Germain (1989, 965) finds that female state legislators have better rates of success in advancing women's issues bills than do men. Hence, one might expect that female legislators in Congress would be similarly rewarded for their specialization efforts, particularly if they specialize in bills that engage women's issues, which serves as the motivation for the following hypothesis:

EXPERTISE AND LAWMAKING SUCCESS HYPOTHESIS: Women are more successful than men at converting women's issue proposals into law.

Institutional Biases

In contrast to the above hypothesis, the findings from state legislatures may not generalize to all legislatures, nor to the US Congress in particular. That is, while female members of Congress may specialize in women's issues, they might not receive deference and enhanced legislative success in these areas. As noted by Githens and Prestage (1977, 399), politics has long been considered a "man's business," and thus, female legislators may face a unique set of institutional hurdles due to their gender. A survey of state legislators found, for example, that approximately one-quarter of all women have concerns about institutional discrimination, citing issues such as the "isolation of women members," and trouble "having my male counterparts deal with me on their level" (Thomas 2005, 252). Similarly, Kathlene (1994) offers evidence of gendered patterns in legislative committee hearings, where men were much more likely to interrupt and talk over female legislators than over their male counterparts. Thus, while "legislative egalitarianism" might follow from formal congressional rules (Hall 1996), informal practices continue to impact social interactions and policy processes.¹⁵

Such considerations may lead to two distinct institutional biases. First, women themselves may find their proposals dismissed at a greater rate than do men. Whether because they are raising issues that do not resonate with men, and thus with the vast majority of lawmakers, or whether their proposals are taken less seriously for other reasons, women may be less effective as lawmakers than are men. Second, the issues that women care about the most may be dismissed more easily in male-dominated institutions than are the issues that men care about the most. Raising new issues and introducing a new agenda may be of little use if women's issues are then immediately bottled up in committee, never voted upon, never enacted, and thus never actually allowed to address the needs of the constituents that women are seeking to represent.¹⁶

On the question of overall effectiveness, the existing literature tends to point to the enhanced effectiveness of women (e.g., Saint-Germain 1989; Bratton and Haynie 1999; Jeydel and Taylor 2003; Anzia and Berry 2011; Volden, Wiseman and Wittmer 2013; but see Lazarus and Steigerwalt 2011). However, such research tends to focus either on a small subset of issues or on lawmaking as a whole. We believe it is important, instead, to assess the effectiveness of women on the wide range of women's issues, set in contrast to their effectiveness on all other issues and to the comparable effectiveness of men. More specifically, the existence, extent, and nature of any gender

¹⁵ Moreover, evidence suggests that such gendered patterns may become more pronounced at higher levels of political office (i.e., Duerst-Lahti 2002).

¹⁶ In contrast, women may be making a major difference even if their own bills do not attract attention, if instead they help change the nature of the discussions and legislative actions of their male counterparts.

bias in Congress can be explored through the following hypothesis, based on our approach to defining women's issues and tracking their progress through the lawmaking process.

INSTITUTIONAL BIAS HYPOTHESIS: Women's issues and the proposals offered by female lawmakers are less successful in moving through Congress and into law than are the proposals offered by male lawmakers.

EMPIRICAL APPROACH AND FINDINGS

The Fates of Women's Issues

To test the Expertise and Lawmaking, and Institutional Bias hypotheses, we calculated bill success rates for women and men, where bill success is equivalent to the frequently examined "hit-rates" characterizing the percent of introduced bills that become law (e.g., Box-Steffensmeier and Grant 1999; Jeydel and Taylor 2003). Unlike a typical "hit-rate" analysis that looks only at aggregate conversion rates, however, our analysis also identifies whether there are gender differences across each issue area. We first explore these issues with aggregate summary statistics, before ultimately treating each bill as a separate observation in logit regression analyses.

We begin by analyzing the bill success rates of women and men by issue area, where success is defined as the percentage of bills introduced that ultimately become law. In Figure 1, issues are grouped into women's and other issues, and then organized from the most gridlocked to the least. The more darkly shaded and starred columns represent a statistically larger success rate for the starred gender in the particular issue area.

Three major findings are illustrated in Figure 1. First, men have a greater success rate than do women. For 17 of the 19 issues, men convert a larger fraction of their sponsored bills into law. In five of those areas, the enhanced lawmaking success of men is statistically significant ($p < 0.05$). In only Government Operations are women statistically more successful than men.¹⁷

Second, in the six areas we label as women's issues, men are more successful than women for all of them. In two of these cases (Health and Education), women are statistically less successful than men. For example, 1.8 percent of Health bills sponsored by men become law, whereas only 1.1 percent of those sponsored by women become law. Collectively, this is strong evidence *against* the Expertise and Lawmaking Success Hypothesis. Indeed, based on this figure, the only reason why women may alter the production of women's issues in Congress is because they sponsor so much more legislation in these areas. For example, women on average sponsor more than 50 percent more bills than do men on Civil Rights & Liberties. Because their success rate is more than two-thirds that of men, the net result is a small increase in laws in this area. However, any such differences are not statistically significant.

Third, women's issues are among the most gridlocked of all issues in Congress. Of all 151,824 bills introduced between 1973 and 2014 in the House, 6163 became law, for an overall success rate of 4.1 percent. However, the success rate for women's issues is about half that, at 2.1 percent. Moreover, the most gridlocked "Other Issue" is Social Welfare, which is commonly deemed to be a women's issue by previous scholars.¹⁸ These results provide

¹⁷ If we confine our analysis to earlier Congresses (i.e., 1973–2002), we find that women are statistically more successful than men in advancing Transportation legislation. This result is largely attributable to the remarkable success of a few women (and especially Leonor Sullivan, D-MO) in sponsoring widely accepted Transportation legislation.

¹⁸ As will be evident in the subsequent multivariate analyses, these results are not likely an artifact of the proposals being liberal in nature (and facing a more conservative House), as we will control for each legislator's

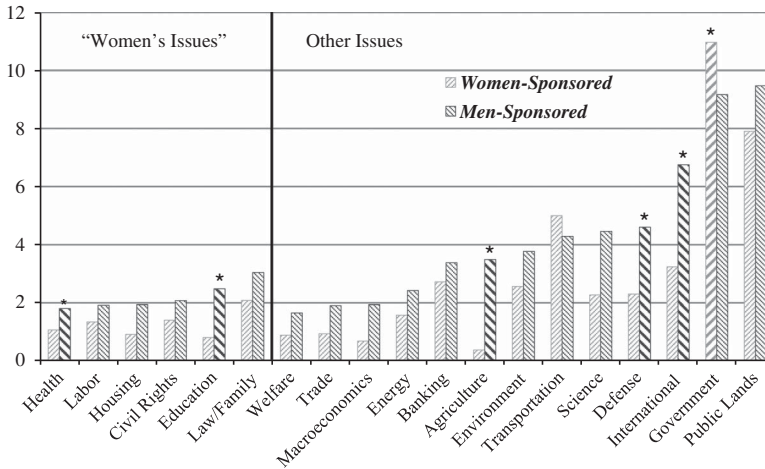


Fig. 1. Percent bill success rate, by issue type and gender of sponsor
 Note: Column heights show percent of sponsored bills that become law. Darker shaded, starred (*) columns represent gender with statistically significant greater success ($p < 0.05$).

strong support for the Institutional Bias Hypothesis. In short, the bills sponsored by women, and the issues that they care the most about, are systematically more gridlocked than are male-sponsored bills.

Put another way, the legislative portfolio of women in Congress is made up of a large proportion of women's issues at the bill proposal stage. Moving through the lawmaking process, however, those women's issue bills fall away at a greater rate than do other bills, leaving congresswomen little further along in advancing issues important to American women than are congressmen. We illustrate this process in Figure 2.

The top set of pie graphs show the proportion of women's issues among the bills sponsored by women (on the left) and men (on the right). In constructing these figures, we excluded bills on Government Operations and on Public Lands. Both are outliers in terms of the large number of bills advanced and laws produced, and neither is representative of the types of substantive issue areas discussed in the expansive literature on women's issues.¹⁹ Setting these issues aside, we see that across the 40 years of our study, men and women each sponsor about 13 bills/Congress. While nearly half of those bills sponsored by women raise women's issues, that proportion is about one-third for men.

To assess these bills' fates, we tracked the proportion of each type of bill through four additional major stages of the lawmaking process: (1) did the bill receive "action in committee," in terms of hearings, bills markups, and subcommittee votes; (2) did the bill make it out of committee and onto one of the legislative calendars; (3) did the bill pass the House; and (4) did the bill become law? Of these, the critical stage in translating the aspirations of women into their legislative accomplishments is whether their bills immediately die in committee or whether they

(Footnote continued)

party and ideology (as well as the party in control of the House) when exploring the probability of a bill's success in being signed into law and/or receiving action in committee.

¹⁹ Including these two issue areas, the graphs show similar patterns to those discussed here, although they are somewhat masked by the large numbers of Public Lands and Government Operations bills.

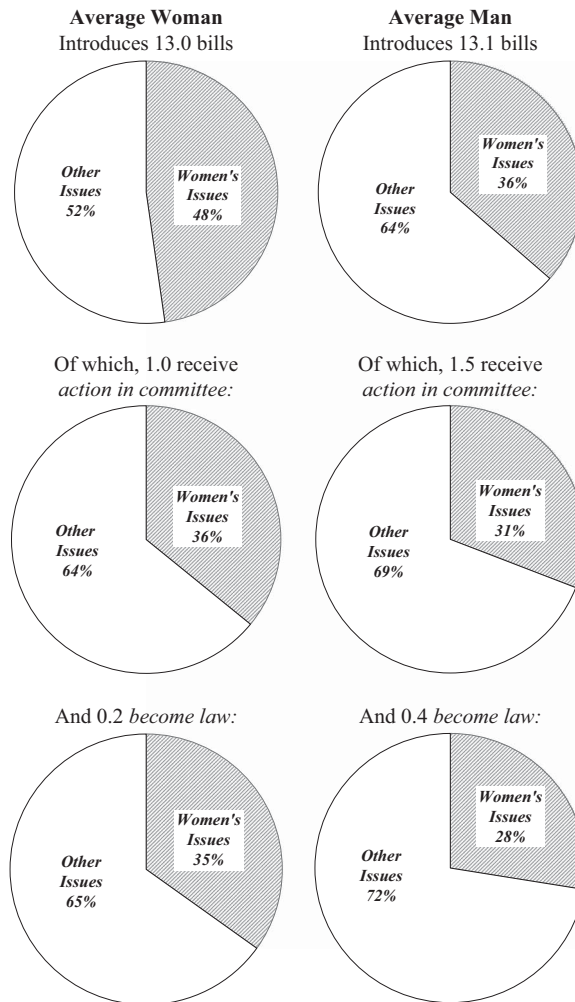


Fig. 2. Share of women's issues at different lawmaking stages (excluding Government Operations and Public Lands)

receive some form of action there. Following that stage, the proportion of women's issues to other issues changes very little, right on through the passage into law.

As such, the second row of pie charts in Figure 2 shows how the mix of bills changes in the committee process. Before discussing the changing proportions, it is worth noting the extent to which proposals die in committee without so much as a hearing. Of the bills sponsored by women, only 7.7 percent receive any attention in committee at all. This is in contrast to 11.5 percent of men's sponsored bills receiving action in committee. It is really at the committee stage that the institutional bias leaves its mark. Moreover, this bias alters the *mix* of bills moving forward. For women sponsors (on the left), the share of women's issue bills remaining alive is slightly more than one-third, a drop of 12 percent in terms of their overall portfolio. So, not only do the proposals of women generally fall by the wayside at a greater rate than those of men, but their women's issues proposals suffer an even greater reduction. A similar (although less pronounced) pattern emerges for men's portfolios, with women's issues diminishing at the committee stage.

In the subsequent stages to becoming law, about three-fourths of the remaining bills fall by the wayside. Yet, the proportional mix of bills remains about the same. In terms of laws produced, illustrated in the bottom set of pie charts, women's issues make up 35 percent of the average woman's portfolio, compared with 28 percent of the average man's portfolio. This slightly larger share of women's issues sponsored by women is more than offset by the smaller number of laws produced by the average woman (about 0.2 per woman per Congress, compared with 0.4 per man).

MULTIVARIATE ANALYSIS OF THE FATE OF WOMEN'S ISSUES

Thus far, we have demonstrated that female legislators specialize in sponsoring particular types of bills, and that they experience systematically less success on these issues in committees and in lawmaking more generally. At face value, these findings fail to support the Expertise and Lawmaking Success Hypothesis, while supporting the Institutional Bias Hypothesis. However, it is plausible that these aggregate findings are merely artifacts of female legislators not having obtained positions of influence in Congress, given that they are relatively junior and hold few committee chairs. Across the 30 years that we study, women averaged 4.1 terms of prior service, compared with 5.4 terms for men; and while 9.2 percent of men in the majority party served as committee chairs and 43.1 percent served as subcommittee chairs across the Congresses in our data set, only 2.9 and 33.7 percent of women in the majority party held either a committee or subcommittee chair.²⁰ In light of these disparities, it is important to explore whether our findings are robust to controlling for a legislator's seniority, committee chair status, and other determinants of legislative success.

To address these issues, Table 2 presents the results from a series of logit regressions with robust standard errors (clustered by legislator), where the unit of analysis is each sponsored bill. The dependent variable takes a value of "1" if a sponsor's bill was ultimately signed into law (for Models 1–4) or advanced beyond committee (for Model 5), and 0 otherwise. The first three models explore success based on whether the subject of the bill was a women's issue (Model 1), the bill's sponsor was female (Model 2), or both, with an interaction variable (Model 3). Models 4 and 5 include these variables, as well as a wide array of other variables that have been demonstrated to be correlated with legislative success in earlier studies (specifically, Volden, Wiseman and Wittmer 2013; Volden and Wiseman 2014), in addition to a time trend variable (*Congress*), which serves to control for the underlying propensity for gridlock in recent versus earlier congresses. (This trend variable also serves as a meaningful proxy for the increasing number of women in the House, which has risen over time.) Sources and descriptive statistics for all variables are given in the (Online) Appendix table drawn from data sources including Squire (1992).

In considering the first three models, several findings clearly emerge. First, consistent with our earlier analysis, women's issue bills are less likely to be signed into law than are other bills (Model 1). Second, bills sponsored by women are also less likely to be signed into law than are those sponsored by men (Model 2). While the former finding is robust to the inclusion of an interaction term between *Women's Issue* and *Female* (Model 3), the direct effect of a female sponsor on a bill's fate is now reduced considerably. The interaction variable itself is negative and statistically significant. Put simply, women's issues bills are significantly less likely to be signed into law than other bills, and female legislators who sponsor women's issue bills are also less likely to see those bills advanced into law than other bills that they sponsor. In terms of

²⁰ While such differences arise naturally from seniority-based institutional structures, they likely reinforce biases against the advancement of policies favored by groups with less seniority, and by women in particular.

TABLE 2 *Determinants of Legislative Success in Congress*

	Model 1: Bill Becomes Law	Model 2: Bill Becomes Law	Model 3: Bill Becomes Law	Model 4: Bill Becomes Law	Model 5: Bill Advances Beyond Committee
Women's issue	-0.907*** (0.043)		-0.855*** (0.044)	-0.801*** (0.043)	-0.628*** (0.034)
Female		-0.416*** (0.088)	-0.268*** (0.094)	-0.129 (0.090)	-0.158*** (0.059)
Women's issue × female			-0.437*** (0.158)	-0.493*** (0.155)	-0.333*** (0.100)
Seniority				0.025 (0.016)	0.041*** (0.012)
Seniority ²				0.001 (0.001)	-0.001 (0.001)
State legislative experience				-0.078 (0.081)	-0.050 (0.063)
State legislative experience × legislative professionalism				0.494** (0.215)	0.404** (0.173)
Majority Party				0.538*** (0.072)	0.810*** (0.056)
Majority party leadership				0.646*** (0.128)	0.576*** (0.089)
Minority party leadership				-0.022 (0.168)	-0.108 (0.138)
Speaker				1.514*** (0.312)	0.720* (0.410)
Committee chair				0.934*** (0.074)	1.094*** (0.062)
Subcommittee chair				0.366*** (0.054)	0.443*** (0.041)
Power committee				0.102** (0.052)	-0.241*** (0.042)
Distance from median				-0.432*** (0.112)	-0.378*** (0.093)
African-American				0.141 (0.104)	0.021 (0.074)
Latino				0.404*** (0.098)	0.333*** (0.071)
Size of Congressional delegation				-0.003* (0.002)	-0.001 (0.001)
Vote share				0.005 (0.015)	-0.007 (0.012)
Vote share ²				-0.00003 (0.0001)	0.00004 (0.0001)
Congress	0.033*** (0.003)	0.034*** (0.003)	0.035*** (0.003)	0.045*** (0.003)	0.073*** (0.003)
Constant	-3.283*** (0.043)	-3.466*** (0.043)	-3.287*** (0.043)	-4.435*** (0.545)	-3.471*** (0.423)
<i>N</i>	151,824	151,824	151,824	147,526	147,526
χ^2	571.4***	95.6***	583.1***	2148.5***	3901.3***

Note: Results from logit regressions, with clustered standard errors (by legislator) in parentheses.

* $p < 0.1$, ** $p < 0.05$, *** $p < 0.01$ (two-tailed).

magnitude of these effects, the results of Model 3 show the baseline probability of any bill being signed into law to be approximately 4.1 percent, while bills dealing with women's issues are half as likely to be signed into law. Moreover, if a female legislator is sponsoring a women's issue bill, her probability of success drops to a mere 1.3 percent.

Models 4 and 5 demonstrate that these results are substantively robust to the inclusion of a wide array of control variables. As one might expect, bills sponsored by committee chairs, subcommittee chairs, and more-senior members are more likely to advance out of committee (Model 5); and similar factors are positively correlated with whether a bill is signed into law (Model 4). Moreover, after accounting for whether a sponsor holds a committee or subcommittee chair, and for the other control variables, female lawmakers are no less successful at seeing their sponsored bills signed into law than men—*unless they are advocating women's issues*.

These results are robust to numerous alternative specifications.²¹ Perhaps most importantly, one may be concerned that these findings are driven by the large numbers of minority party women in recently highly polarized Republican Congresses. If, as suggested by Frederick (2009) and others, this increase in polarization has corresponded with a decrease in the number of moderate Republican women, one wonders whether ideological shifts among female legislators correspond with changes in the types of policies that women advocate, or whether they continue to advocate for policies that are traditionally associated with women's issues, as Schultze (2013) suggests. Moreover, are some women's issue policy areas, themselves, more polarizing or divisive, perhaps accounting for some of their reduced success rates? Such a combination of circumstances might together explain the results uncovered here. Yet, replicating Model 4 solely on Congresses before the 1994 Republican Revolution shows nearly identical coefficients for *Women's Issue* (−0.723) and *Women's Issue* × *Female* (−0.487). Likewise, if we replicate the analysis in Model 4 solely on the 104th–113th Congresses (1995–2014), we obtain substantively similar results with coefficients for *Women's Issue* being (−0.901) and *Women's Issue* × *Female* being (−0.363).²²

More generally considered, Figure 3 presents bill success rates over time, by issue type and the gender of sponsor. As is illustrated in the Figure, the success rates for “Other Issues” are consistently higher than those for women's issues. Likewise, the success rates for bills that engage women's issues are almost always higher when they are sponsored by male legislators rather than female legislators—even in more recent, and politically polarized, Congresses.²³ Indeed, of the 21 Congresses examined here, only three offer exceptions to this rule, and they are scattered across history—the 93rd (1973–1974), 103rd (1993–1994), and 110th (2007–2008) Congresses. Although these three were all Congresses controlled by Democrats,

²¹ For example, these results are also robust to exclusion of the *Congress* time trend, or to the inclusion of Congress fixed-effects.

²² Analysis of these later Congresses reveals that the coefficient on *Female* is equal to (−0.243) and obtains statistical significance, indicating that in these more recent Congresses, female lawmakers are less successful in advancing bills in all issue areas. It is still the case, however, that advancing women's issues is notably more difficult than other issues for female lawmakers.

²³ Another potential concern is that our current specification does not allow us to detect party (i.e., Republican versus Democratic) differences in the sponsorship decisions (see e.g., Dolan 1998; Osborn 2012) and success rates of male and female sponsors. To explore the robustness of our results to these potential relationships, we used three approaches. First, we replicated the analysis in Table 2, Model 4, and added an interaction term, *Democrat* × *Female*. Upon so doing, the substantive results we report for *Women's Issue* and *Women's Issue* × *Female* in Model 4 were unchanged, and the coefficient on *Democrat* × *Female* did not achieve statistical significance. Second, we replicated our analysis for those Congresses that were controlled by the Republican and Democratic Party, separately, and the results obtained from those regressions are substantively identical to those reported in Model 4 (though the negative coefficient on *Female* only obtains statistical significance for Republican-controlled Congresses). Finally, we replicated our analysis for Republican and Democratic lawmakers, separately; and we found that the results reported in Table 2, Model 4 for *Women's Issue* and *Women's Issue* × *Female* are robust when analyzing solely Democratic lawmakers; yet the (still negative) coefficient on *Women's Issue* × *Female* fails to obtain statistical significance when analyzing solely Republican lawmakers.

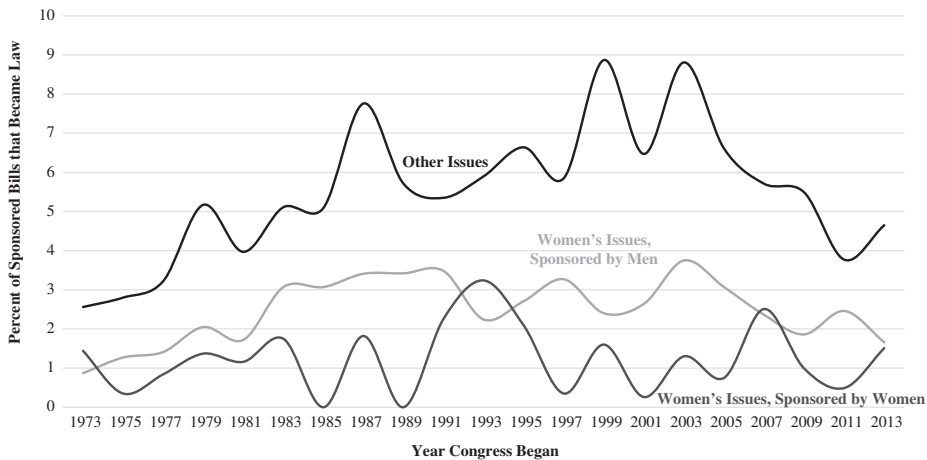


Fig. 3. Percent bill success over time, by issue type and gender of sponsor

so too were the two in which not a single women's issue bill sponsored by a woman became law—the 99th (1985–1986) and 101st (1989–1990) Congresses.

In sum, consistent with our earlier aggregate findings, much of the reduced success of women's issue bills, and of bills sponsored by women more generally, can be traced to committee decisions. On average, 12 percent of "Other Issue" bills reach the floor of the House. In contrast, upon setting control variables at their means, the results of Model 5 establish that women's issue bills sponsored by men overcome committee hurdles 8 percent of the time. Finally, women's issue bills sponsored by women average less than 5 percent success through committee. These findings complement recent works on the effectiveness of women in Congress, such as Volden, Wiseman and Wittmer (2013) who trace women's effectiveness to female lawmakers introducing more bills and building coalitions beyond committee, rather than to success within committees. These results lend further support for the Institutional Bias Hypothesis over the Expertise and Lawmaking Success Hypothesis.

IMPLICATIONS AND CONCLUSION

As the composition of the US Congress has changed to include more women over the past 40 years, significant attention has turned to the differences that these women make in the lawmaking process. Among the most prominent strands of scholarship in this area is work that explores whether women specialize in policy areas often denoted as women's issues. Drawing on all 151,824 public bills that male and female lawmakers sponsored in the US House between 1973 and 2014, our study illustrates a new, data-driven method that scholars might employ to identify which issues might be most accurately characterized to be "women's issues." Employing our method, we have demonstrated that women clearly engage in legislative specialization—often in policy areas that are traditionally regarded as women's issues. Furthermore, we have also demonstrated that these areas of issue specialization apply to *all* female legislators, not just legislators of one political party (e.g., Democratic women). Hence, we have identified specialization patterns that are pervasive across female lawmakers, yet transcend traditional political and/or ideological divisions in the US Congress.

Having established these specialization patterns, however, we have also identified that women do not seem to benefit from such specialization efforts. The proposals of women in

general (and for women's issues specifically) are systematically dismissed and disregarded throughout the legislative process, relative to those of men. The explorations here were based on correlative evidence and are thus not assumed to be *causal*. However, by controlling for many of the partisan and institutional considerations that might explain bill success, we are left with strong evidence that women sponsor bills on different issues than men and achieve less success on those women's issues. While these findings are compelling in their own right, they also raise several important questions for understanding the future of women's issues in Congress.

First, how might our findings change as more women are elected to Congress? This question is especially relevant in light of the literature on the "critical mass" of women in legislatures, which speaks to how the percentage of women in a legislature affects political behavior and policy outputs (e.g., Kanter 1977; Saint-Germain 1989; Thomas 1991; Thomas 1994; Ford and Dolan 1995; Murphy 1997; Bratton 2002; Bratton 2005). Taken together, this work suggests that increasing gender diversity within a legislature may lead to increased attention to, and successful passage of, women's issue bills (but see Yoder 1991; Kathlene 1994; Reingold 2000; Cowell-Meyers and Langbein 2009; Kanthak and Krause 2013 for complexities of this relationship). Our over-time analysis suggests that little has changed in the US Congress, however; perhaps women have yet to achieve a critical mass.

Second, in light of the observed difficulties that female legislators experience in committee, in comparison with their male peers, greater attention should be given to intra-committee politics and deliberations, in order to identify the determinants of legislative success in committee.²⁴ That gender differences in committee decisions still exist upon controlling for legislator seniority, holding a committee chair, and other institutional variables makes this question particularly intriguing, and worthy of further study.²⁵ Also of interest is whether women, in attempting to take on a larger legislative portfolio in order to represent women generally, sponsor more bills that are referred to committees other than the ones on which they sit. Such a possibility may help explain their lack of success within committees.²⁶

Finally, one wonders whether similar results might be obtained if our approach were applied to other legislative institutions. Is it generally the case that female legislators specialize in a particular subset of issues, and that those issues tend to be among the most gridlocked? And how might these relationships be exacerbated or ameliorated over time, perhaps due to an increasing number of women in legislatures? Given the growing scholarship on women in US state legislatures, in the US Senate, and in legislative institutions around the world, such questions are ripe for further empirical investigation.

REFERENCES

- Anzia, Sarah, and Christopher R. Berry. 2011. "The Jackie (and Jill) Robinson Effect: Why Do Congresswomen Outperform Congressmen?" *American Journal of Political Science* 55(3):478–93.
- Baldez, Lisa. 2011. "The UN Convention to Eliminate All Forms of Discrimination Against Women (CEDAW): A New Way to Measure Women's Interests". *Politics & Gender* 7:419–23.

²⁴ Recent experimental scholarship on gender interactions in deliberation processes (e.g., Karpowitz, Mendelberg and Shaker 2012; Karpowitz and Mendelberg 2014) might provide useful insights regarding the likely mechanisms by which these gender differences emerge in committee settings.

²⁵ Friedman (1996) explores gender differences in committee assignments that may be linked to the success of their legislative proposals.

²⁶ Upon replicating Model 4 from Table 2 only for the subset of bills that received some attention in committee (e.g., hearings, markups, subcommittee votes) women's issues were still less likely to become law, and the interaction between *Women's Issue* and *Female* is still statistically significant.

- Baumgartner, Frank R., and Bryan D. Jones. (eds). 2002. *Policy Dynamics*. Chicago, IL: University of Chicago Press.
- Beckwith, Karen. 2011. 'Interests, Issues, and Preferences: Women's Interests and Epiphenomena of Activism'. *Politics and Gender* 7(3):424–29.
- Box-Steffensmeier, Janet M., and J. Tobin Grant. 1999. 'All in a Day's Work: The Financial Rewards of Legislative Effectiveness'. *Legislative Studies Quarterly* 24(4):511–23.
- Bratton, Kathleen. 2002. 'The Effect of Legislative Diversity on Agenda Setting: Evidence from Six State Legislatures'. *American Politics Research* 30:115–42.
- Bratton, Kathleen. 2005. 'Critical Mass Theory Revisited: The Behavior and Success of Token Women in State Legislatures'. *Politics and Gender* 1:97–125.
- Bratton, Kathleen A., and Kerry L. Haynie. 1999. 'Agenda Setting and Legislative Success in State Legislatures: The Effects of Gender and Race'. *Journal of Politics* 61:658–79.
- Burrell, Barbara C. 1994. *A Woman's Place is in the House: Campaigning for Congress in the Feminist Era*. Ann Arbor, MI: The University of Michigan Press.
- Cowell-Meyers, Kimberly, and Laura Langbein. 2009. 'Linking Women's Descriptive and Substantive Representation in the United States'. *Politics & Gender* 5:491–518.
- Dolan, Julie. 1998. 'Support for Women's Interests in the 103rd Congress'. *Women & Politics* 18(4): 81–94.
- Duerst-Lahti, Georgia. 2002. 'Knowing Congress as a Gendered Institution: Manliness and the Implications of Women in Congress'. In Cindy Rosenthal (ed.), *Women Transforming Congress*, 22–49. Norman, OK: University of Oklahoma Press.
- Ford, Lynne E., and Kathleen Dolan. 1995. 'The Politics of Women State Legislators: A South/Non-South Comparison'. *Southeastern Political Review* 23(2):333–48.
- Frederick, Brian. 2009. 'Are Female House Members Till More Liberal in a Polarized Era? The Conditional Nature of the Relationship Between Descriptive and Substantive Representation'. *Congress and the Presidency: A Journal of Capital Studies* 36(2):1944–53.
- Frederick, Brian. 2011. 'Gender Turnover and Roll Call Voting in the U.S. Senate'. *Journal of Women, Politics & Policy* 32(3):193–210.
- Friedman, Sally. 1996. 'House Committee Assignments of Women and Minority Newcomers, 1965–1994'. *Legislative Studies Quarterly* 21(1):73–81.
- Gerrity, Jessica C., Tracy Osborn, and Jeanette Morehouse Mendez. 2007. 'Women and Representation: A Different View of the District'. *Politics and Gender* 3:179–200.
- Gilligan, Thomas W., and Keith Krehbiel. 1987. 'Collective Decision Making and Standing Committees: An Informational Rationale for Restrictive Amendment Procedures'. *Journal of Law, Economics, and Organization* 3(2):287–335.
- Githens, Marianne, and Jewell Prestage. 1977. 'A Minority Within a Minority'. In Marianne Githens and Jewell Prestage (eds), *A Portrait of Marginality: The Political Behavior of the American Woman*, 339–45. New York: David McKay.
- Hall, Richard. 1996. *Participation in Congress*. New Haven, CT: Yale University Press.
- Hawkesworth, Mary. 2003. 'Congressional Enactments of Race-Gender: Towards a Theory of Race-Gendered Institutions'. *American Political Science Review* 97(4):529–50.
- Huddy, Leonie, and Nayda Terkildsen. 1993a. 'The Consequences of Gender Stereotypes for Women Candidates at Different Levels and Types of Office'. *Political Research Quarterly* 46(3): 503–25.
- Huddy, Leonie, and Nayda Terkildsen. 1993b. 'Gender Stereotypes and the Perception of Male and Female Candidates'. *American Journal of Political Science* 37(1):119–47.
- Jewell, Malcolm, and Marcia Lynn Whicker. 1993. 'The Feminization of Leadership in State Legislatures'. *PS: Political Science and Politics* 26:705–12.
- Jeydel, Alana, and Andrew Taylor. 2003. 'Are Women Legislators Less Effective? Evidence from the U.S. House in the 103rd–105th Congress'. *Political Research Quarterly* 56(1):19–27.
- Kanter, Rosebeth M. 1977. 'Some Effects of Proportions on Group Life: Skewed Sex Ratios and Responses to Token Women'. *The American Journal of Sociology* 82(5):965–90.

- Kanthak, Kristin, and George Krause. 2013. *The Diversity Paradox: Political Parties, Legislatures, and the Organizational Foundations of Representation in America*. Oxford: Oxford University Press.
- Kanthak, Kristin, and Jonathan Woon. 2015. 'Women Don't Run? Election Aversion and Candidate Entry'. *American Journal of Political Science* 59(3):595–612.
- Karpowitz, Christopher F., and Tali Mendelberg. 2014. *The Silent Sex: Gender, Deliberation, and Institutions*. Princeton, NJ: Princeton University Press.
- Karpowitz, Christopher F., Tali Mendelberg, and Lee Shaker. 2012. 'Gender Inequality in Deliberative Participation'. *American Political Science Review* 106(3):533–47.
- Kathlene, Lyn. 1994. 'Power and Influence in State Legislative Policymaking: The Interactions of Gender and Position in Committee Hearing Debates'. *American Political Science Review* 88(3):560–76.
- Krehbiel, Keith. 1991. *Information and Legislative Organization*. Ann Arbor, MI: University of Michigan Press.
- Lazarus, Jeffrey, and Amy Steigerwalt. 2011. 'Politics or Policy: How Female Legislators are Forced to Choose'. Unpublished manuscript, Georgia State University, Atlanta, Georgia.
- Leeper, Mark S. 1991. 'The Impact of Prejudice on Female Candidates: An Experimental Look at Voter Inference'. *American Politics Quarterly* 19(2):248–61.
- Little, Thomas H., Dana Dunn, and Rebecca E. Deen. 2001. 'A View from the Top: Gender Differences in Legislative Priorities Among State Legislative Leaders'. *Women & Politics* 22(4):29–50.
- Mansbridge, Jane. 2005. 'Quota Problems: Combating the Dangers of Essentialism'. *Politics & Gender* 1:622–38.
- Murphy, Patricia. 1997. 'Domestic Violence Legislation and the Police'. *Women and Politics* 18(2):27–53.
- Osborn, Tracy L. 2012. *How Women Represent Women: Political Parties, Gender, and Representation in the State Legislatures*. New York: Oxford University Press.
- Reingold, Beth. 2000. *Representing Women: Sex, Gender, and Legislative Behavior in Arizona and California*. Chapel Hill, NC: University of North Carolina Press.
- Reingold, Beth, and Michele Swers. 2011. 'An Endogenous Approach to Women's Interests: When Interests are Interesting in and of Themselves'. *Politics & Gender* 7(3):429–35.
- Richardson, Lilliard E., and Patricia K. Freeman. 1995. 'Gender Differences in Constituency Service Among State Legislators'. *Political Research Quarterly* 48(1):166–79.
- Rosenthal, Cindy Simon. 1998. *When Women Lead: Integrative Leadership in State Legislatures*. New York: Oxford University Press.
- Saint-Germain, Michelle A. 1989. 'Does Their Difference Make a Difference? The Impact of Women on Public Policy in the Arizona Legislature'. *Social Science Quarterly* 70(4):956–68.
- Schultze, Corina. 2013. 'Women, Earmarks, and Substantive Representation'. *Journal of Women, Politics, and Policy* 43(2):138–58.
- Squire, Peverill. 1992. 'Legislative Professionalism and Membership Diversity in State Legislatures'. *Legislative Studies Quarterly* 17(1):69–79.
- Swers, Michele L. 1998. 'Are Congresswomen More Likely to Vote for Women's Issue Bills Than Their Male Colleagues?' *Legislative Studies Quarterly* 23(3):435–48.
- Swers, Michele L. 2002a. *The Difference Women Make: The Policy Impact of Women in Congress*. Chicago, IL: University of Chicago Press.
- Swers, Michelle L. 2002b. 'Transforming the Agenda: Analyzing Gender Differences in Women's Issue Bill Sponsorship'. In Cindy Rosenthal (ed.), *Women Transforming Congress*, 260–83. Norman, OK: University of Oklahoma Press.
- Swers, Michelle L. 2005. 'Connecting Descriptive and Substantive Representation: An Analysis of Sex Differences in Cosponsorship Activity'. *Legislative Studies Quarterly* 30:407–33.
- Tamerius, Karin L. 1995. 'Sex, Gender, and Leadership in the Representation of Women'. In Georgia Duerst-Lahti and Rita Mae Kelly (eds), *Gender Power, Leadership, and Governance*, 243–50. Ann Arbor, MI: University of Michigan Press.
- Thomas, Sue. 1991. 'The Impact of Women on State Legislative Policies'. *Journal of Politics* 54(4):958–76.
- Thomas, Sue. 1992. 'The Effects of Race and Gender on Constituency Service'. *The Western Political Quarterly* 45(1):169–80.
- Thomas, Sue. 1994. *How Women Legislate*. New York: Oxford University Press.

- Thomas, Sue. 2005. 'Cracking the Glass Ceiling'. In Sue Tolleson-Rinehart and Jyl J. Josephson (eds), *Gender and American Politics: Women, Men, and the Political Process*, 242–63. Armonk, NY: M.E. Sharpe.
- Volden, Craig, and Alan E. Wiseman. 2014. *Legislative Effectiveness in the United States Congress: The Lawmakers*. New York: Cambridge University Press.
- Volden, Craig, Alan E. Wiseman, and Dana E. Wittmer. 2013. 'When are Women More Effective Lawmakers Than Men?' *American Journal of Political Science* 57(2):326–41.
- Welch, Susan. 1985. 'Are Women More Liberal Than Men in the U.S. Congress?' *Legislative Studies Quarterly* 10:125–34.
- Yoder, Janice D. 1991. 'Rethinking Tokenism: Looking Beyond Numbers'. *Gender and Society* 5:178–92.